






PRODUCT SHEET

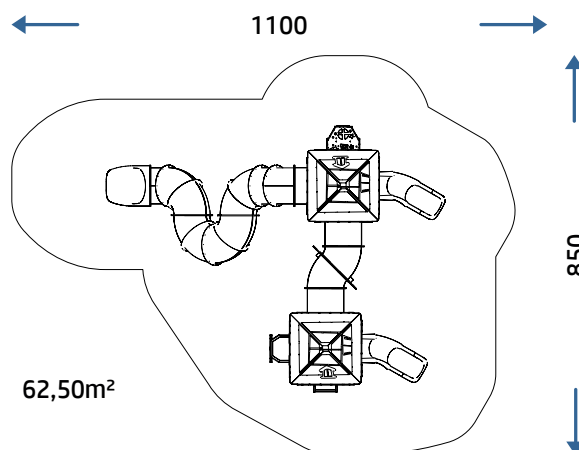
REV 0.0 - IT202509

6800 KING ROBERT



	CATALOG COLLECTION	PARTY LINE
	DIMENSIONS (L X W X H)	725 x 570 x 510 cm
	IMPACT AREA	53,50 m ²
	MAXIMUM CFH	100 cm (240 cm)
	SUGGESTED AGE OF USE	5+
	NUMBER OF USERS	20

SECURITY AREA



PRODUCT SHEET

6800 KING ROBERT

REV 0.0 - IT202509

COMPOSITION


- n° 10 90x90 mm square section aluminum structural posts
 - n° 3 decks with powder-coated metal frame and aluminum slats
 - n° 2 roto-molded PTE four-pitched roofs
 - n° 1 HDPE sheet climbing
 - n° 2 open metal guard panels
 - n° 5 HDPE sheet guard panels
 - n° 1 stainless steel ladder with protective metal locks and HDPE sheet
 - n° 1 «ZIG-ZAG» perch
- n° 2 metal ladders
 - n° 1 HDPE sheet thrust bearing
 - n° 1 tunnel in roto-molded PTE modules
 - n° 2 roto-molded PTE modular slides (H100)
 - n° 1 roto-molded PTE tube modular slide (H240)
 - HDPE sheet decorations

PLAY PANELS




MUSICAL PLAY
PANEL X1

INSTALLATION



Where there is an aluminum pole, the plinth must be created directly on it.



If there is already an adequate fund in CLS the game can be supplied with special brackets for fixing to the ground (option applicable only with confirmation of feasibility).

Make a proper security surface according to CFH. Periodic maintenance is mandatory, following manual supplied to customer.

MATERIAL (mm)	DESCRIPTION (mm)	MINIMUM DEPTH (mm) (b)	CRITICAL FALL HEIGHT (mm)
LAWN/SOIL			1000 (d)
BARK	20 TO 80 GRAIN SIZE	200 300	2000 3000
WOOD CHIPS	20 TO 80 GRAIN SIZE	200 300	2000 3000
SAND	20 TO 80 GRAIN SIZE	200 300	2000 3000
GRAVEL	20 TO 80 GRAIN SIZE	200 300	2000 3000
RUBBER SURFACING RESPONDENT TO HIC	THICKNESS 30 MM		DEPENDENT ON CERTIFICATION TESTS 1000
	THICKNESS 40 MM		1300
	THICKNESS 45 MM		1500
	THICKNESS 60 MM		2000
	THICKNESS 70 MM		2500
	THICKNESS 90 MM		3000